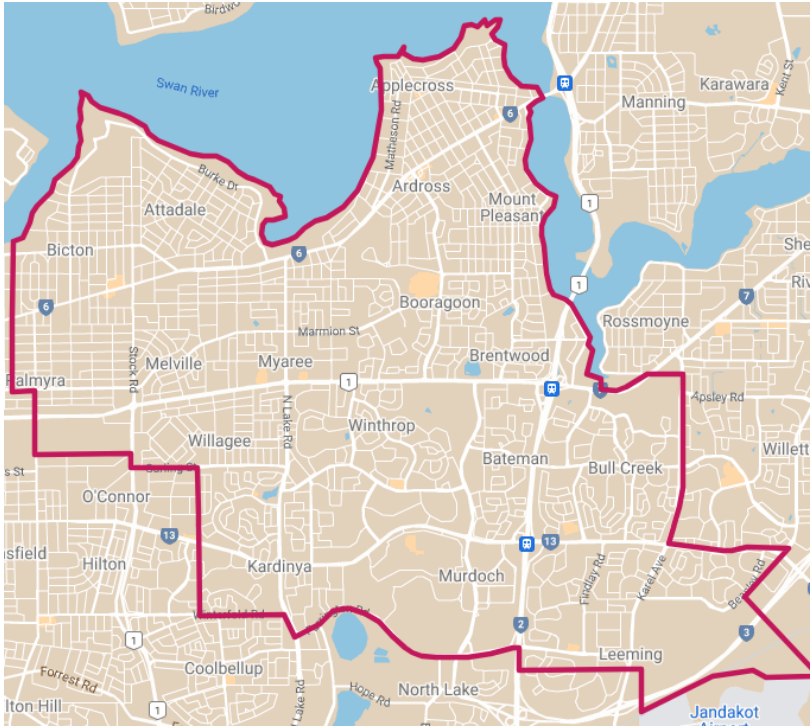


# Community Snapshot



Imagined Futures acknowledges the Whadjuk Nyoongar people as the traditional custodians of Melville.

We would like to acknowledge and pay our respects to Nyoongar elders past, present and future.

We wish to acknowledge and pay our respects to their continuing culture and the contribution they make to the life of this boodja (land).

## Introducing Melville's Snapshot



This Community Snapshot report takes the 'pulse' of our city of Melville, giving us an important overview of our community's 'health': what we can celebrate and how we can improve the lives of ourselves and those around us.



We take a snapshot of vital statistics including the Gap Between Rich and Poor, Health, Learning and Belonging.




Welcome to Melville's Community Snapshot.

## OUR PEOPLE



Population  
2022: 107 311<sup>1</sup>

Median Age  
2021: 42<sup>2</sup>



Indigenous  
Population  
2021: 1%<sup>2</sup>

## OUR CITY

### Suburbs

Alfred Cove, Applecross, Ardross, Attadale, Bateman, Bicton, Booragoon, Brentwood, Bull Creek, Kardinya, Leeming, Melville, Mount Pleasant, Murdoch, Myaree, Palmyra, Willagee, Winthrop.<sup>3</sup>




5 libraries<sup>3</sup>



8 galleries/museums<sup>4</sup>




248 community events and festivals held in the City in 2021<sup>5</sup>



# OUR VILLAGE OF 100

If the City of Melville were a village of 100 people, we would be:

## GENDER



52 Female<sup>6</sup>  
48 Male<sup>6</sup>

## AGE



30 aged 0-24<sup>6</sup>  
49 aged 25-64<sup>6</sup>  
21 aged 65+<sup>6</sup>

## NATIONALITY



62 born in Australia<sup>6</sup>  
38 born overseas<sup>6</sup>

## OCCUPATION



33 Professionals<sup>6</sup>  
15 Managers<sup>6</sup>  
13 Clerks/Admins<sup>6</sup>  
10 Technicians/Trades<sup>6</sup>  
10 Service Workers<sup>6</sup>

Our Top 3 Industries of Employment:



1. Hospitals<sup>6</sup>  
2. Primary Education<sup>6</sup>  
3. Secondary Education<sup>6</sup>

## LANGUAGE

23 regularly speak a language other than English<sup>6</sup>



5 speak Mandarin<sup>6</sup>  
2 speak Cantonese<sup>6</sup>



2 speak Indonesian<sup>6</sup>



1 speaks Italian<sup>6</sup>

## RELIGION

40

50

10

40 are non-religious, 50 follow Christianity, 10 follow other religions (3 follow Buddhism, 2 follow Hinduism, 1 follows Islam).<sup>6</sup>

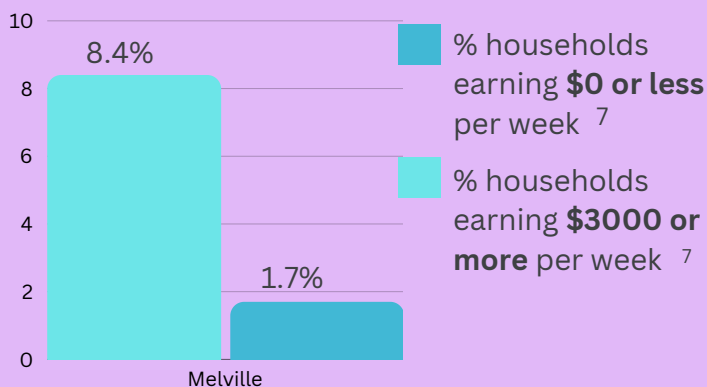


# GAP BETWEEN RICH AND POOR

A large gap can increase social injustices and the community's vulnerability to social issues and poorer wellbeing.

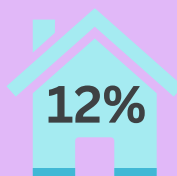
Income distribution and pockets of disadvantage are key issues for the Melville community in 2023.

## INCOME DISTRIBUTION

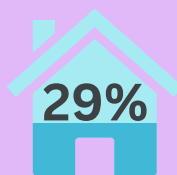


There is a big gap between the wealthiest and the poorest within our community.

## AFFORDABILITY



Households in **mortgage stress** (mortgage costs > 30% of income)



Households in **rental stress** (rental costs > 30% of income)

## EMPLOYMENT



5% of Melville residents who are willing and able to work are unemployed...  
...compared to 7% in 2016

## HOUSING AND HOMELESSNESS



10% of households receive Commonwealth Rent Assistance



Approximately 2% (2146 people) within the Melville community live in social housing



It is estimated that 133 people in Melville were homeless in 2021.

## POCKETS OF DISADVANTAGE

City of Melville  
**1070**  
IRSD 2021

The **Index of Relative Socio-economic Disadvantage (IRSD)** indicates the relative extent of social and economic disadvantage in an area. The lower the score, the greater the disadvantage. The average score is 1000.

Willagee  
**971**  
IRSD 2021

Whilst generally, residents in Melville have relatively high levels of socio-economic advantage, socio-economic disadvantage scores in **Willagee** and **Brentwood** are much lower.

Brentwood  
**993**  
IRSD 2021

### In 2021-22, St Patrick's Community Support Centre provided:



- 26 500+ meals
- 7000+ showers/toiletries
- 2000+ health and 700+ dental appointments
- 300+ financial/legal consultations

for people in need in the Fremantle, Cockburn and Melville region

## Housing and Homelessness Working Group

The Imagined Futures Housing and Homelessness Working Group was convened in 2019 to support the State Government's 10-Year Strategy on Homelessness 2020-2030 with place-based interventions.

We aim to facilitate greater unity and collaboration to better make use of local resources and foster an effective ecosystem for reducing homelessness in our area. The working group is spearheading these issues and engaging with policy makers and key agencies. Prevention is our goal, with rapid and early responses to prevent future chronic homelessness.





# HEALTH

Physical and mental wellbeing have an important role in the health of our collective community.

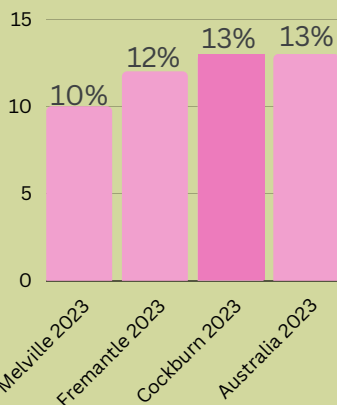
The high proportion of senior and youths in our community emphasise the importance of both youth health services and senior health services for Melville.

## MENTAL HEALTH

Over **7 000 people** (approx. 7%) in Melville have a long term mental health condition <sup>11</sup>



### Psychological Distress



Around 10% or over 10 000 people in Melville have **high or very high levels of psychological distress** according to the Kessler 10 scale <sup>12</sup>

## PREVENTABLE HEALTH RISKS

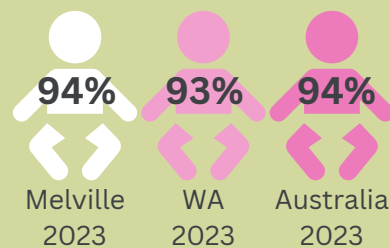


In 2023, **18%** of adults in Melville drank 2 or more standard drinks per day <sup>12</sup>



... compared to **16%** of adults Australia-wide. <sup>12</sup>

In 2023, **94%** of children were fully vaccinated at age 1, compared to **93%** in WA and **94%** in Australia. <sup>13</sup>



## YOUTH MENTAL HEALTH



**3 in 10** people in Melville are between 0 and 24 <sup>11</sup>

In 2021, compared to the Perth South West region, Melville had a **high rate of self-harm hospitalisations** for the 0-24 age group <sup>14</sup>

## HEALTH AND AGEING



**3 in 10** people in Melville are over the age of 65...

**15%** of over 65s have a severe disability <sup>12</sup>

## Alliance Against Depression

The Imagined Futures Alliance Against Depression (IFAAD) was formed with the collective goal of implementing the European Alliance Against Depression (EAAD) framework in Cockburn, Fremantle and Melville.

Targeted activities include:

- Awareness campaigns to reduce stigmas associated with depression.
- Support for high-risk groups, patients and their families.
- Localised training for health professionals.
- Education activities on depression and suicide for community members and leaders.
- Strengthening strategies to enable help seeking behaviour and to ensure people know that depression can be treated.



Source: 11. ABS Census 2021; 12. Public Health Information Development Unit 2023; 13. Australian Immunisation Register May 2023; 14. WA Primary Health Alliance Population Health Needs Assessment 2021.





# LEARNING

Education levels play an important role in securing greater standards of living and community vitality.

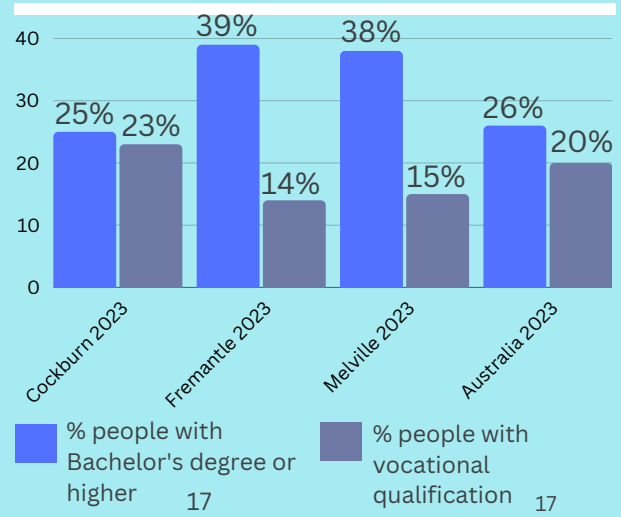
Our community generally has higher levels of engagement in work and education

## LEVELS OF EDUCATION

In Melville, we have:

- 2 tertiary** education institutions <sup>20</sup>
- 9 secondary** schools <sup>15</sup>
- 24 primary** schools <sup>15</sup>


## QUALIFICATIONS



Relative to Australia, Melville, like Fremantle, has a **high proportion** of university-educated people

## EDUCATIONAL VULNERABILITIES

% developmentally vulnerable on 1 or more domains



In 2023, **15%** of Melville children had vulnerabilities in 1 or more domains of school readiness (social, emotional, physical, cognitive and language) compared to **19%** in Greater Perth and **20%** in WA.

**Index of Community Socio-Educational Advantage (ICSEA)** is an indicator of educational advantage for children in attendance at a certain school.

Schools with ICSEAs below 1000 are considered to have lower levels of educational advantage among students.



Only **1 school** in our community has an ICSEA < 1000 <sup>15</sup>

## ENGAGEMENT



In 2021, attendance rates at **1 primary school** and **1 high school** in Melville were below the WA average. <sup>18</sup>

More than **9 of 10** (93%) of young people aged 15-24 in Melville are **engaged** in full time or part-time work or education. <sup>19</sup>



## Keeping Kids Engaged in School

Australian Institute of Families Studies research suggests that for every young person that disengages from school early the social costs are \$616,000 over the course of their lifetime.

Imagined Futures' Keeping Kids Engaged in School project works to increase school attendance and supports families to prioritise education, building resilience in children at primary school and providing support in their transition to secondary school. The program also engages young people in community activities such as sport and art and supports families to overcome complex issues that may be inhibiting their prioritisation of education, helping to reintegrate young people who are already disengaged from education or training.



Source: 15. My School 2023; 16. Public Health Information Development Unit 2023; 17. ABS Census 2021; 18. ACARA Report on Schooling 2021; 19. id Melville, 20. City of Melville.





# BELONGING

A sense of belonging is essential for vibrant and mentally healthy communities. Active community involvement has immense benefits for individuals and collectives.

Community spirit and involvement is strong within the Melville community.

## OUR COMMUNITY



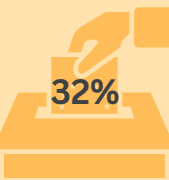
**65 000** people in the City of Melville attended arts and cultural events held by the City in 2022 <sup>26</sup>

Community groups and hobby/interest clubs <sup>21</sup>



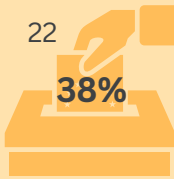
**85** sporting clubs and groups <sup>21</sup>  
**9800+** people engaging in team sports in the City <sup>26</sup>

## VOTER TURN OUT



**32%** of the eligible population voted in local elections in 2021...

...compared to <sup>22</sup>  
in 2019 **38%**



## UNPAID CARE



9% of Melville residents over 15 provided unpaid childcare for children other than their own in 2021. <sup>23</sup>



13% provided unpaid assistance to someone with a disability. <sup>23</sup>

## VOLUNTEERING



**20%** of Melville residents volunteered in the community at least once in 2021-22 <sup>23</sup>

**15%** Greater Perth <sup>23</sup>  
**14%** Australia <sup>23</sup>



**149** Community organisations registered as charities in the City of Melville <sup>24</sup>

## SOCIAL MEDIA

Melville Community Facebook group:  
2023: **19 000+** members



<sup>25</sup>

## Davis Park Precinct Project

Imagined Futures' Community initiative works to ensure that residents feel safe and supported in their communities. Projects also help to keep young people engaged in educational, vocational and recreational activities within their communities.

A particular project neighbouring the Melville region is the Davis Park Precinct Project - a precinct in Beaconsfield with high density social housing (over 97%). Imagined Futures brings together the knowledge, experience and resources of the Davis Park working group (4 State government agencies, 1 Local government authority, 3 Community service organisations) to address the range of complex issues and provide better outcomes for residents.



Source: 21. Melville Community Directory; 22. WA Electoral Commission Electoral Report 2021; 23. Public Health Information Development Unit 2023; 24. ACNC 2023; 25. Melville Community Facebook; 26. City of Melville 2022 Annual Report.



# How can I get involved in Melville?

1. Stay up to date with news on events, initiatives and updates about the community of Melville through [Imagined Futures news](#)



2. Consider volunteering with a local organisation within Melville that acts on issues important to you.

3. Become an active citizen: vote, attend community events, interact with neighbours and other community members to improve the wellbeing of you and those around you.



4. Consider donating to community organisations when you can to allow them to extend resources to those in need.

To start your community journey and explore how Imagined Futures makes a difference to the Melville community and investigate issues that affect us, head to:

<https://imaginedfutures.org.au/>

## What happens now?

Our first Melville Community Snapshot provides us with an overview of how we and others around us live. We invite you to consider how we as individuals and collective communities can use insight from this report to take action on issues affecting us in Melville to grow our strength and vitality as a community.

Future Community Snapshot reports will allow us to track our progress over time and see how our community develops.

## How can I use this report?

We invite you to use this report to start talking about the big issues within our community, or as a conversation starter with your family, friends and fellow Melville community members.

Ask the questions:

What insights from this report surprise you?

What things can you do to make an active difference?

What if everyone had an equal opportunity to live an active, fulfilling life in Melville?

## About Imagined Futures

The Imagined Futures partnership consists of members who live or work in the local government areas of Cockburn, Fremantle and Melville. Members come from a variety of sectors, including government and non-government human services, business and philanthropy, as well as the community.

Our vision is for all individuals and families in the South West Metropolitan region to be provided with the opportunity to achieve their full potential, participating effectively in all areas of life and living.

