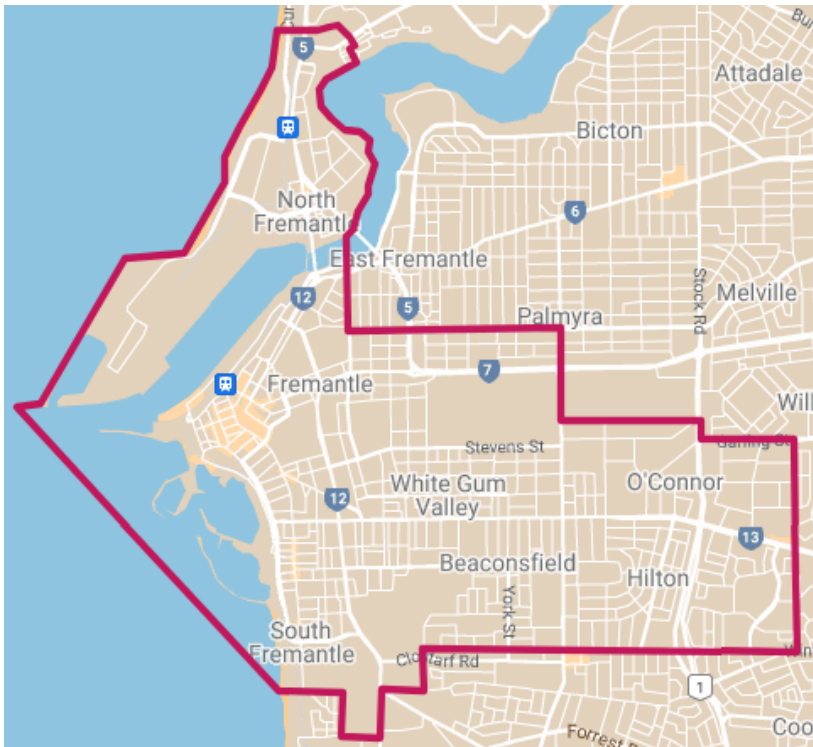


Community Snapshot



Imagined Futures acknowledges the Whadjuk Nyoongar people as the traditional custodians of Walyalup (Fremantle).

We would like to acknowledge and pay our respects to Nyoongar elders past, present and future.

We wish to acknowledge and pay our respects to their continuing culture and the contribution they make to the life of this boodja (land).

Introducing Fremantle's Snapshot

This Community Snapshot report takes the 'pulse' of our city of Fremantle, giving us an important overview of our community's 'health': what we can celebrate and how we can improve the lives of ourselves and those around us.

We take a snapshot of vital statistics including the Gap Between Rich and Poor, Health, Learning and Belonging.

Welcome to Fremantle's Community Snapshot.




OUR PEOPLE



Population
2017: 28 893¹
2022: 33 711²

Median Age
2017: 42¹
2021: 42³



Indigenous Population
2017: 3%¹
2021: 2%³

OUR CITY

Suburbs

Beaconsfield, Fremantle, Hilton, North Fremantle, O'Connor, Samson, South Fremantle, White Gum Valley⁴




13 art galleries⁵



5 museums⁶




52 registered community centres, halls and facilities in the Fremantle region⁶



OUR VILLAGE OF 100


If the City of Fremantle were a village of 100 people, we would be:

GENDER



51 Female⁷
49 Male⁷

AGE



24 aged 0-24⁷
56 aged 25-64⁷
20 aged 65+⁷

NATIONALITY



65 born in Australia⁷
35 born overseas⁷

OCCUPATION



38 Professionals⁷
15 Managers⁷
12 Service Workers⁷
11 Technicians/Trades⁷
9 Clerks/Admins⁷

Our Top 3 Industries of Employment:



1. Hospitals⁷
2. Cafes & Restaurants⁷
3. Higher Education⁷

LANGUAGE

17 regularly speak a language other than English⁷



3 speak Italian⁷



1 speaks French⁷



1 speaks German⁷

RELIGION

54

34

2

54 are non-religious, 34 follow Christianity, 2 follow other religions (1 follows Buddhism, 0.6 follow Islam, 0.3 follow Hinduism).⁷

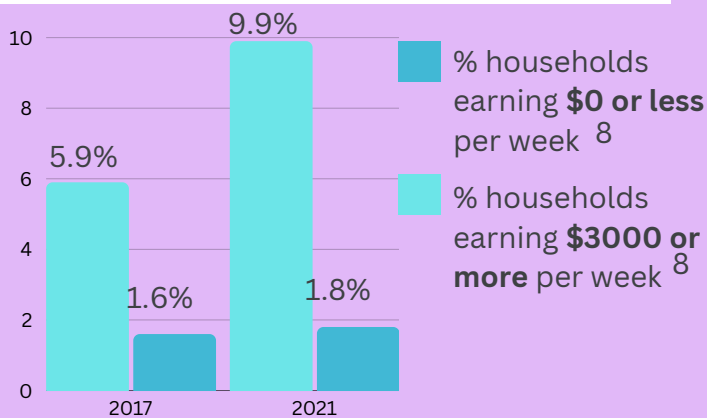


GAP BETWEEN RICH AND POOR

A large gap can increase social injustices and the community's vulnerability to social issues and poorer wellbeing.

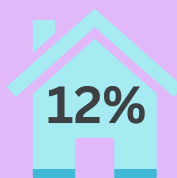
Income distribution and homelessness remained key issues in the Freo community in 2023.

INCOME DISTRIBUTION



The gap between our wealthy and our poor is increasing.

AFFORDABILITY



Households in **mortgage stress** (mortgage costs > 30% of income)⁹



Households in **rental stress** (rental costs > 30% of income)⁹

EMPLOYMENT



5% of Freo residents who are willing and able to work are unemployed...⁹
...compared to **7%** in 2017

HOUSING AND HOMELESSNESS



20% of households receive Commonwealth Rent Assistance¹⁰



In 2023, **6%** of Freo's population live in social housing, which has decreased from 9% in 2017 compared to 3% nationally¹⁰

It is estimated that **201** people in Fremantle were homeless in 2021.⁹

In 2021-22, St Patrick's Community Support Centre provided:



- 26 500+ meals
- 7000+ showers/toiletries
- 2000+ health and 700+ dental appointments
- 300+ financial/legal consultations

for people in need in the Fremantle, Cockburn and Melville region¹¹

POCKETS OF DISADVANTAGE

City of Freo
1031
IRSD 2021

The **Index of Relative Socio-economic Disadvantage (IRSD)** indicates the relative extent of social and economic disadvantage in an area. The lower the score, the greater the disadvantage. The average score is 1000.

Hilton
997
IRSD 2021

Whilst generally, residents in Freo have relatively high levels of socio-economic advantage, socio-economic disadvantage scores in **Hilton** and **Beaconsfield** are lower

Beaconsfield
1021
IRSD 2021

Housing and Homelessness

Working Group

The Imagined Futures Housing and Homelessness Working Group was convened in 2019 to support the State Government's 10-Year Strategy on Homelessness 2020-2030 with place-based interventions.

We aim to facilitate greater unity and collaboration to better make use of local resources and foster an effective ecosystem for reducing homelessness in our area. The working group is spearheading these issues and engaging with policy makers and key agencies. Prevention is our goal, with rapid and early responses to prevent future chronic homelessness.





HEALTH

Physical and mental wellbeing have an important role in the health of our collective community.

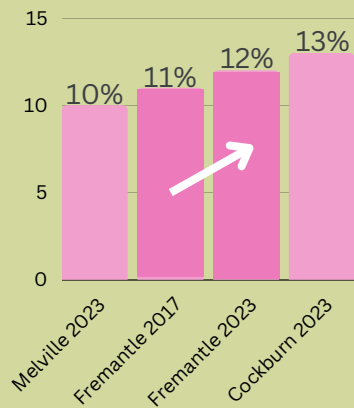
Whilst we have improved in some areas of health from 2017, there is still need for improvement in the mental health and drug/alcohol spheres.

MENTAL HEALTH

Approximately **10%** (3371 people) in Freo have a long term mental health condition ¹²



Psychological Distress



There is an **increasing trend** in the proportion of the Freo population estimated to have **high or very high levels of psychological distress**, approximately 11% in 2017 and 12% in 2023, according to the Kessler 10 scale ¹³

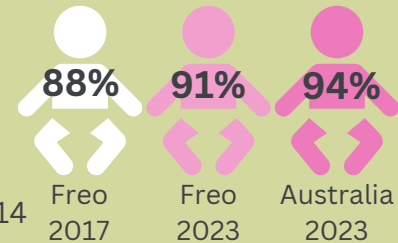
PREVENTABLE HEALTH RISKS



In 2023, **20%** (6742 adults) in Freo drank 2 or more standard drinks per day ¹³

... compared to **30%** (10113 adults) in 2017 ¹³

In 2023, **91%** of children were fully vaccinated at age 1, compared to **88%** in 2017 (**94%** nationally) ¹⁴



AREAS OF CONCERN

In 2021, compared to the Perth South West region, Freo had:

- Highest rate of **mental health related ED presentations** for the 10-19 year age group ¹⁵
- Highest rate of **self-harm hospitalisations** for the 0-24 year age group ¹⁵
- Highest rate of **alcohol and/or drug presentations** ¹⁵



HEALTH AND AGEING



3 in 10 people in Freo are over the age of 65... ¹²
16% of over 65s have a severe disability (was **14%** in 2017) ¹³

Alliance Against Depression

The Imagined Futures Alliance Against Depression (IFAAD) was formed with the collective goal of implementing the European Alliance Against Depression (EAAD) framework in Cockburn, Fremantle and Melville.

Targeted activities include:

- Awareness campaigns to reduce stigmas associated with depression.
- Support for high-risk groups, patients and their families.
- Localised training for health professionals.
- Education activities on depression and suicide for community members and leaders.
- Strengthening strategies to enable help seeking behaviour and to ensure people know that depression can be treated.



Source: 12. ABS Census 2021; 13. Public Health Information Development Unit 2023; 14. Australian Immunisation Register May 2023; 15. WA Primary Health Alliance Population Health Needs Assessment 2021.





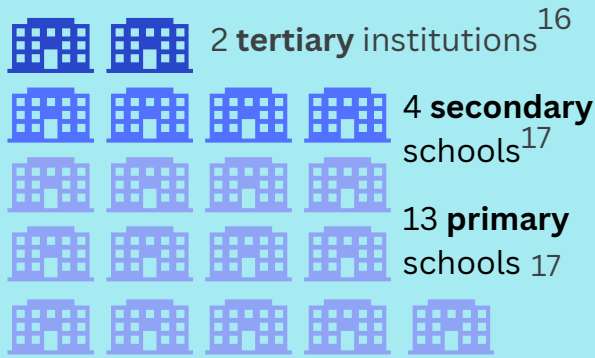
LEARNING

Education levels play an important role in securing greater standards of living and community vitality.

Learning outcomes are improving in Freo, with more people engaging with and completing education

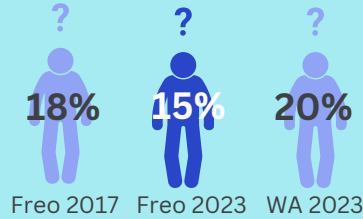
LEVELS OF EDUCATION

In Freo, we have:



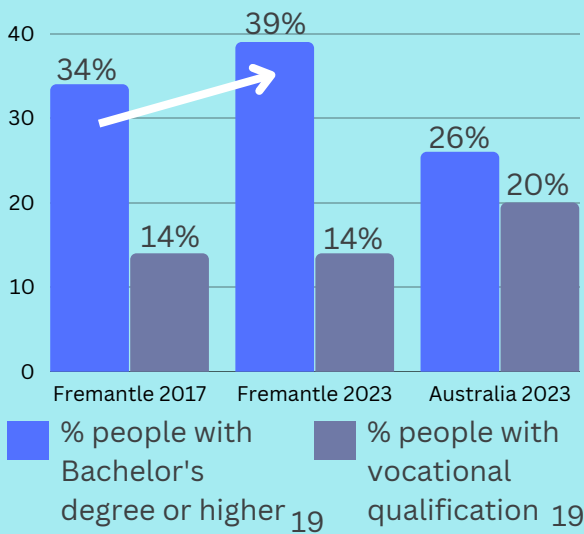
EDUCATIONAL VULNERABILITIES

% developmentally vulnerable on 1 or more domains



In 2023, **15%** of Freo children had vulnerabilities in 1 or more domains of school readiness (*social, emotional, physical, cognitive and language*) compared to **18%** in 2017 ¹⁸

QUALIFICATIONS



Index of Community Socio-Educational Advantage (ICSEA)


is an indicator of educational advantage for children in attendance at a certain school.

Schools with ICSEAs below 1000 are considered to have lower levels of educational advantage among students.


2017



2023



ATTENDANCE



In 2021, attendance rates at **4 primary schools** and **1 high school** in Fremantle were below the WA average. ²⁰

Keeping Kids Engaged in School

Australian Institute of Families Studies research suggests that for every young person that disengages from school early the social costs are \$616,000 over the course of their lifetime.

Imagined Futures' Keeping Kids Engaged in School project works to increase school attendance and supports families to prioritise education, building resilience in children at primary school and providing support in their transition to secondary school. The program also engages young people in community activities such as sport and art and supports families to overcome complex issues that may be inhibiting their prioritisation of education, helping to reintegrate young people who are already disengaged from education or training.



Source: 16. City of Fremantle; 17. My School 2023; 18. Public Health Information Development Unit 2023; 19. ABS Census 2021; 20. ACARA Report on Schooling 2021.





BELONGING

A sense of belonging is essential for vibrant and mentally healthy communities. Active community involvement has immense benefits for individuals and collectives.

Community spirit and involvement is strong within the Freo community.

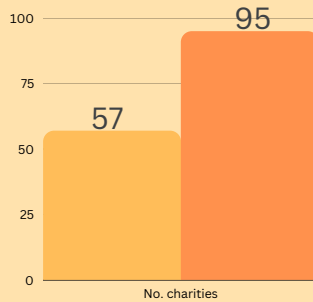
VOLUNTEERING AND CHARITY



19% of Freo residents volunteered in the community at least once in 2021-22 ²¹

15% Greater Perth ²¹

14% Australia ²¹



The number of community organisations registered as charities in Fremantle increased from **57** in 2017 to **95** in 2023. ²²

OUR COMMUNITY



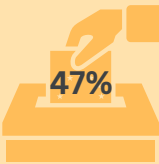
45 Community and social groups ²⁵

4 community gardens ²⁶



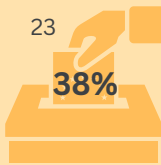
47 sporting clubs and groups ²⁵

VOTER TURN OUT



47% of the eligible population voted in local elections in 2021... ²³

...compared to **38%** in 2019 ²³



UNPAID CARE



7% of Freo residents provided unpaid childcare for children other than their own in 2021²⁴



13% provided unpaid assistance to someone with a ²⁴ disability.

FREO MASSIVE



2017: **21 000+** members ²⁷

2023: **48 000+** members ²⁷

Davis Park Precinct Project

Imagined Futures' Community initiative works to ensure that residents feel safe and supported in their communities. Projects also help to keep young people engaged in educational, vocational and recreational activities within their communities.

A particular project in the Fremantle region is the Davis Park Precinct Project - a precinct in Beaconsfield with high density social housing (over 97%). Imagined Futures brings together the knowledge, experience and resources of the Davis Park working group (4 State government agencies, 1 Local government authority, 3 Community service organisations) to address the range of complex issues and provide better outcomes for residents.



Source: 21. ABS Census 2021; 22. ACNC 2023; 23. WA Electoral Commission Election Report 2021; 24. Public Health Information Development Unit 2023; 25. Fremantle Community Directory; 26. City of Fremantle; 27. Freo Massive Facebook.



How can I get involved in Freo?

1. Stay up to date with news on events, initiatives and updates about the community of Fremantle through [Imagined Futures news](#)



2. Consider volunteering with a local organisation within Fremantle that acts on issues important to you.

3. Become an active citizen: vote, attend community events, interact with neighbours and other community members to improve the wellbeing of you and those around you.



4. Consider donating to community organisations when you can to allow them to extend resources to those in need.

To start your community journey and explore how Imagined Futures makes a difference to the Freo community and investigate issues that affect us, head to:

<https://imaginedfutures.org.au/>

What happens now?

The Fremantle Community Snapshot provides us with an overview of how we and others around us live and how we have changed as a community since 2017. We invite you to consider how we as individuals and collective communities can use insight from this report to take action on issues affecting us in Freo to grow our strength and vitality as a community.

Future Community Snapshot reports will allow us to see how our community develops further.

How can I use this report?

We invite you to use this report to start talking about the big issues within our community, or as a conversation starter with your family, friends and fellow Fremantle community members.

- Ask the questions:
- What insights from this report surprise you?
 - What things can you do to make an active difference?
 - What if everyone had an equal opportunity to live an active, fulfilling life in Freo?

About Imagined Futures

The Imagined Futures partnership consists of members who live or work in the local government areas of Cockburn, Fremantle and Melville. Members come from a variety of sectors, including government and non-government human services, business and philanthropy, as well as the community.

Our vision is for all individuals and families in the South West Metropolitan region to be provided with the opportunity to achieve their full potential, participating effectively in all areas of life and living.

