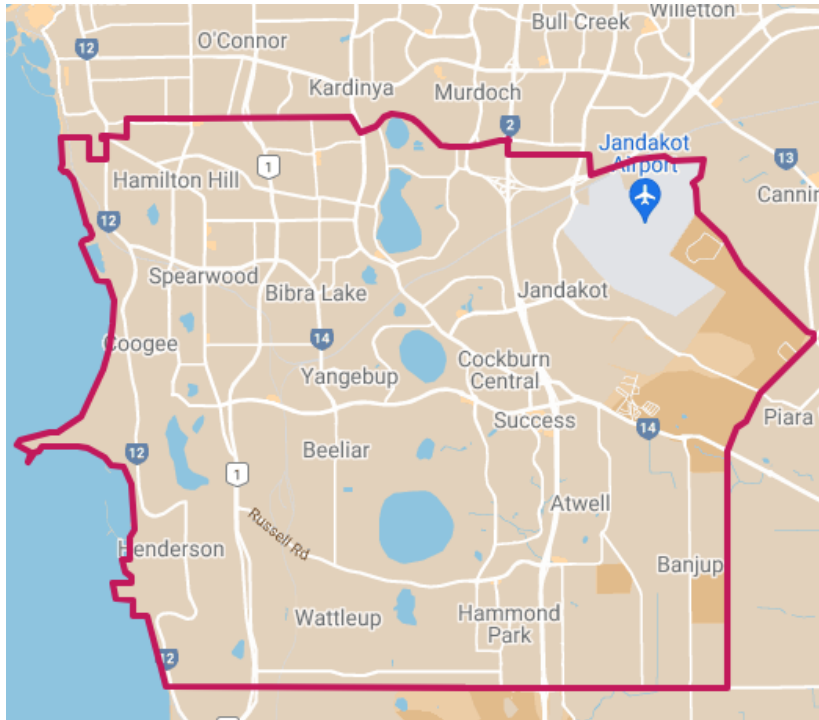


# Community Snapshot



Imagined Futures acknowledges the Whadjuk Nyoongar people as the traditional custodians of Beeliar Boodjar (Cockburn).

We would like to acknowledge and pay our respects to Nyoongar elders past, present and future.

We wish to acknowledge and pay our respects to their continuing culture and the contribution they make to the life of this boodja (land).

## Introducing Cockburn's Snapshot



This Community Snapshot report takes the 'pulse' of our city of Cockburn, giving us an important overview of our community's 'health': what we can celebrate and how we can improve the lives of ourselves and those around us.



We take a snapshot of vital statistics including the Gap Between Rich and Poor, Health, Learning and Belonging.




Welcome to Cockburn's Community Snapshot.

## OUR PEOPLE



**Population**  
2022: 125 031<sup>1</sup>

**Median Age**  
2021: 37<sup>2</sup>



**Indigenous Population**  
2021: 2%<sup>2</sup>

## OUR CITY

### Suburbs

Atwell, Aubin Grove, Banjup, Beeliar, Bibra Lake, Cockburn Central, Coogee, Coolbellup, Hamilton Hill, Hammond Park, Henderson, Jandakot, Leeming, Munster, North Coogee, North Lake, South Lake, Spearwood, Success, Wattleup and Yangebup.<sup>3</sup>




**3 libraries**<sup>3</sup>



**220+ parks and playgrounds**<sup>3</sup>




**25 registered community centres, halls and facilities in the Cockburn region**<sup>4</sup>



# OUR VILLAGE OF 100

If the City of Cockburn were a village of 100 people, we would be:

## GENDER



51 Female<sup>5</sup>  
49 Male<sup>5</sup>

## AGE



31 aged 0-24<sup>5</sup>  
55 aged 25-64<sup>5</sup>  
13 aged 65+<sup>5</sup>

## NATIONALITY



62 born in Australia<sup>5</sup>  
38 born overseas<sup>5</sup>

## OCCUPATION



23 Professionals<sup>5</sup>  
17 Technicians/Trades<sup>5</sup>  
13 Clerks/Admins<sup>5</sup>  
12 Service Workers<sup>5</sup>  
11 Managers<sup>5</sup>

Our Top 3 Industries of Employment:



1. Hospitals<sup>5</sup>  
2. Primary Education<sup>5</sup>  
3. Iron Ore Mining<sup>5</sup>

## LANGUAGE

26 regularly speak a language other than English<sup>5</sup>



3 speak Mandarin<sup>5</sup>



2 speak Italian<sup>5</sup>



2 speak Portuguese<sup>5</sup>

## RELIGION

42

45

13

42 are non-religious, 45 follow Christianity, 13 follow other religions (2 follow Buddhism, 2 follow Hinduism, 1 follows Islam).<sup>5</sup>

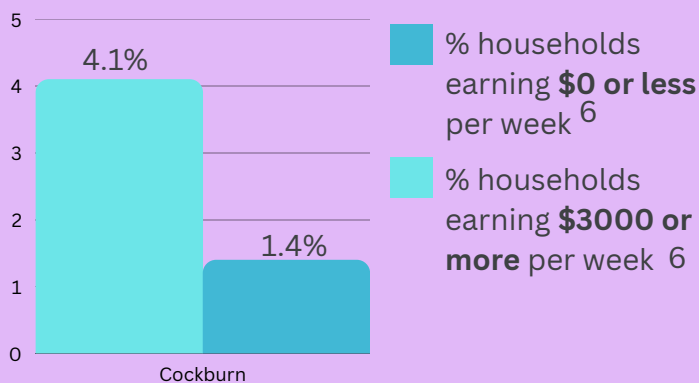


# GAP BETWEEN RICH AND POOR

A large gap can increase social injustices and the community's vulnerability to social issues and poorer wellbeing.

Income distribution and homelessness are key issues faced by the Cockburn community in 2023.

## INCOME DISTRIBUTION



There is a large gap between the wealthiest and the poorest within our community.

## POCKETS OF DISADVANTAGE

Cockburn  
**1033**  
IRSD 2021

The **Index of Relative Socio-economic Disadvantage (IRSD)** indicates the relative extent of social and economic disadvantage in an area. The lower the score, the greater the disadvantage. The average score is 1000.

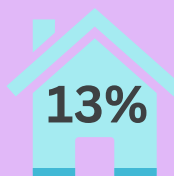
Coolbellup  
**960**  
IRSD 2021

Whilst generally, residents in Cockburn have relatively high levels of socio-economic advantage, socio-economic disadvantage scores in **Coolbellup** and **Hamilton Hill** are lower.<sup>7</sup>

Hami Hill  
**963**  
IRSD 2021

(\* South Lake, Spearwood and Henderson-Munster-Wattleup also < 1000)

## AFFORDABILITY



Households in **mortgage stress** (mortgage costs > 30% of income)<sup>7</sup>



Households in **rental stress** (rental costs > 30% of income)<sup>7</sup>

## EMPLOYMENT



**5%** of Cockburn residents who are willing and able to work are unemployed...

...compared to **8%** in 2016<sup>7</sup>

## HOUSING AND HOMELESSNESS



**17%** of households receive Commonwealth Rent Assistance<sup>8</sup>



Approximately **3%** (3750 people) in Cockburn live in social housing<sup>8</sup>



It is estimated that **254** people in Cockburn were homeless in 2021.<sup>9</sup>

In 2021-22, St Patrick's Community Support Centre provided:



- 26 500+ meals
- 7000+ showers/toiletries
- 2000+ health and 700+ dental appointments
- 300+ financial/legal consultations<sup>9</sup>

for people in need in the Fremantle, Cockburn and Melville region

## Housing and Homelessness Working Group

The Imagined Futures Housing and Homelessness Working Group was convened in 2019 to support the State Government's 10-Year Strategy on Homelessness 2020-2030 with place-based interventions.

We aim to facilitate greater unity and collaboration to better make use of local resources and foster an effective ecosystem for reducing homelessness in our area. The working group is spearheading these issues and engaging with policy makers and key agencies. Prevention is our goal, with rapid and early responses to prevent future chronic homelessness.





# HEALTH

Physical and mental wellbeing have an important role in the health of our collective community.

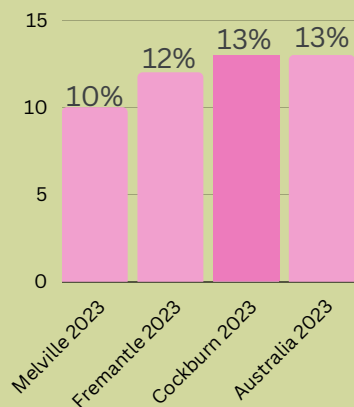
There is need for improvement in both general and youth mental health services in Cockburn.

## MENTAL HEALTH

Approximately 10000 people (8%) in Cockburn have a long term mental health condition <sup>10</sup>



### Psychological Distress



Around 13% or over 16 000 people in Cockburn have **high or very high levels of psychological distress** according to the Kessler 10 scale <sup>11</sup>

## PREVENTABLE HEALTH RISKS

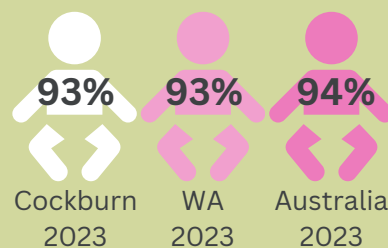


In 2023, **16%** of adults in Cockburn drank 2 or more standard drinks per day <sup>11</sup>



... compared to **16%** of adults Australia-wide. <sup>11</sup>

In 2023, **93%** of children were fully vaccinated at age 1, compared to **93%** in WA and **94%** in Australia. <sup>12</sup>



## YOUTH MENTAL HEALTH



**3 in 10** people in Cockburn are between 0 and 24 <sup>10</sup>

In 2021, compared to the Perth South West region, Cockburn had a **high rate of self-harm hospitalisations** for the 0-24 age group <sup>13</sup>

## HEALTH AND AGEING



Whilst just over **1 in 10** people in Cockburn are over the age of 65... **18%** of over 65s have a severe disability <sup>11</sup>

## Alliance Against Depression

The Imagined Futures Alliance Against Depression (IFAAD) was formed with the collective goal of implementing the European Alliance Against Depression (EAAD) framework in Cockburn, Fremantle and Melville.

Targeted activities include:

- Awareness campaigns to reduce stigmas associated with depression.
- Support for high-risk groups, patients and their families.
- Localised training for health professionals.
- Education activities on depression and suicide for community members and leaders.
- Strengthening strategies to enable help seeking behaviour and to ensure people know that depression can be treated.



Source: 10. ABS Census 2021; 11. Public Health Information Development Unit 2023; 12. Australian Immunisation Register May 2023; 13. WA Primary Health Alliance Population Health Needs Assessment 2021.





# LEARNING

Education levels play an important role in securing greater standards of living and community vitality.

Youth disengagement and attendance are weaknesses for the community within Cockburn.

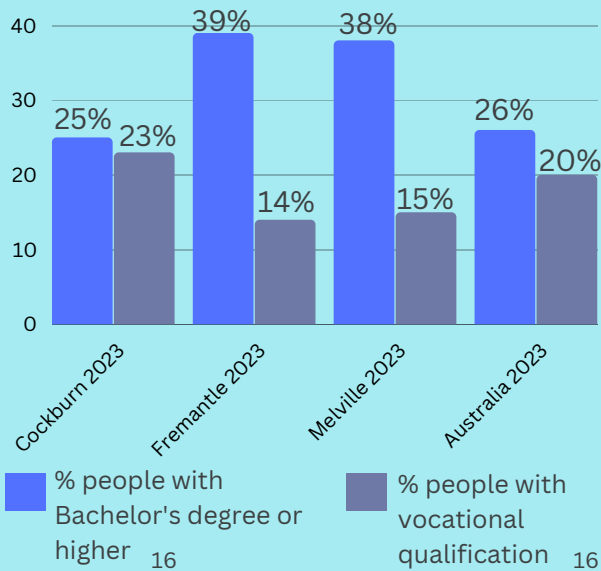
## LEVELS OF EDUCATION

In Cockburn, we have:

 **9 secondary schools** <sup>14</sup>

 **29 primary schools** <sup>14</sup>

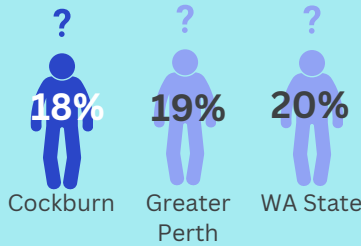
## QUALIFICATIONS



Relative to our neighbours, Cockburn has a **higher proportion** of the population with vocational training

## EDUCATIONAL VULNERABILITIES

% developmentally vulnerable on 1 or more domains




In 2023, **18%** of Cockburn children had vulnerabilities in 1 or more domains of school readiness (*social, emotional, physical, cognitive and language*) compared to **19%** in Greater Perth and **20%** in WA. <sup>15</sup>

**Index of Community Socio-Educational Advantage (ICSEA)** is an indicator of educational advantage for children in attendance at a certain school.

Schools with ICSEAs below 1000 are considered to have lower levels of educational advantage among students.

### Primary Schools



5 of 29 schools have ICSEAs < 1000 <sup>14</sup>

### Secondary Schools



2 of 9 schools have ICSEAs < 1000 <sup>14</sup>

## ENGAGEMENT

In 2021, attendance rates at **11 primary schools** and **3 high schools** in Cockburn were below the WA average. <sup>17</sup>



Approx. 8% students are fully disengaged from education and work in Cockburn <sup>18</sup>

## Keeping Kids Engaged in School

Australian Institute of Families Studies research suggests that for every young person that disengages from school early the social costs are \$616,000 over the course of their lifetime.

Imagined Futures' Keeping Kids Engaged in School project works to increase school attendance and supports families to prioritise education, building resilience in children at primary school and providing support in their transition to secondary school. The program also engages young people in community activities such as sport and art and supports families to overcome complex issues that may be inhibiting their prioritisation of education, helping to reintegrate young people who are already disengaged from education or training.



Source: 14. My School 2023; 15. Public Health Information Development Unit 2023; 16. ABS Census 2021; 17. ACARA Report on Schooling 2021; 18. id Cockburn.





# BELONGING

A sense of belonging is essential for vibrant and mentally healthy communities. Active community involvement has immense benefits for individuals and collectives.

Community spirit and involvement is strong within the Cockburn community.

## VOLUNTEERING



14% of Cockburn residents volunteered in the community at least once in 2021-22 <sup>19</sup>

15% Greater Perth, 14% Australia <sup>19</sup>

Community organisations registered as charities in the City of Cockburn <sup>20</sup>



## OUR COMMUNITY



50 sporting clubs and groups <sup>24</sup>

Community groups and hobby/interest clubs <sup>24</sup>



## DIGITAL ENGAGEMENT



Comment on Cockburn website:

- 34 500 visits <sup>21</sup>
- 799 new user registrations <sup>21</sup>
- 2 100 participants <sup>21</sup>

Cockburn Chat Facebook group: 2023: 43 000+ members <sup>22</sup>



## UNPAID CARE

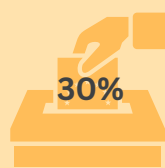


7% of Cockburn residents provided unpaid childcare for children other than their own in 2021. <sup>19</sup>



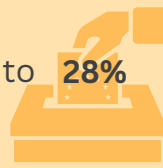
11% provided unpaid assistance to someone with a disability. <sup>19</sup>

## VOTER TURN OUT



30% of the eligible population voted in local elections in 2021... <sup>23</sup>

... Compared to 28% in 2019 <sup>23</sup>



## Davis Park Precinct Project

Imagined Futures' Community initiative works to ensure that residents feel safe and supported in their communities. Projects also help to keep young people engaged in educational, vocational and recreational activities within their communities.

A particular project neighbouring the Cockburn region is the Davis Park Precinct Project - a precinct in Beaconsfield with high density social housing (over 97%). Imagined Futures brings together the knowledge, experience and resources of the Davis Park working group (4 State government agencies, 1 Local government authority, 3 Community service organisations) to address the range of complex issues and provide better outcomes for residents.



Source: 19. Public Health Information Development Unit 2023; 20. ACNC 2023; 21. City of Cockburn; 22. Cockburn Chat Facebook; 23. WA Electoral Commission Election Report 2021; 24. Cockburn Community Directory.



# How can I get involved in Cockburn?

1. Stay up to date with news on events, initiatives and updates about the community of Cockburn through [Imagined Futures news](#)



2. Consider volunteering with a local organisation within Cockburn that acts on issues important to you.

3. Become an active citizen: vote, attend community events, interact with neighbours and other community members to improve the wellbeing of you and those around you.



4. Consider donating to community organisations when you can to allow them to extend resources to those in need.

To start your community journey and explore how Imagined Futures makes a difference to the Cockburn community and investigate issues that affect us, head to:

<https://imaginedfutures.org.au/>

## What happens now?

Our first Cockburn Community Snapshot provides us with an overview of how we and others around us live. We invite you to consider how we as individuals and collective communities can use insight from this report to take action on issues affecting us in Cockburn to grow our strength and vitality as a community.

Future Community Snapshot reports will allow us to track our progress over time and see how our community develops.

## How can I use this report?

We invite you to use this report to start talking about the big issues within our community, or as a conversation starter with your family, friends and fellow Cockburn community members.

Ask the questions:

What insights from this report surprise you?

What things can you do to make an active difference?

What if everyone had an equal opportunity to live an active, fulfilling life in Cockburn?

## About Imagined Futures

The Imagined Futures partnership consists of members who live or work in the local government areas of Cockburn, Fremantle and Melville. Members come from a variety of sectors, including government and non-government human services, business and philanthropy, as well as the community.

Our vision is for all individuals and families in the South West Metropolitan region to be provided with the opportunity to achieve their full potential, participating effectively in all areas of life and living.

